



Inspection report

Sunnyside Primary Academy Reynard Way Northampton NN2 8QS	Date Of Inspection:16.01.25
Responsible Person: Dale Johnson	Name Of Inspector(s): Sarah Ogburn
SENDCo: Katie Ridnell	Relevant Contacts: Claire Bates (H&S Contact), Richard Oliver (Regional Premises Manager)

Table of contents

Inspection report	1
Table of contents	2
Introduction	4
Building Details	7
Carpark/Approach	
● <i>"Sufficient accessible parking spaces"</i>	14
Entrances/Reception	
● <i>"Hearing loop advertised"</i>	15
● <i>"Hearing loop in situ"</i>	16
Accessible Toilets/Hygiene Rooms	
● <i>"Accessible toilet in year 6 building. A..."</i>	17
● <i>"Suitable accessible toilet in year 6 bu..."</i>	18
● <i>"Emergency communication pull is not acc..."</i>	19
Hallways/Corridors	
● <i>"Significant contrast between walls and ..."</i>	20
● <i>"Significant contrast between walls and ..."</i>	21
Classrooms/Communal areas	
● <i>"Significant contrast between seats and ..."</i>	22
External areas/Playgrounds	
● <i>"As and when required contrast required ..."</i>	23
● <i>"Suitable and accessible pathways around..."</i>	24
● <i>"Suitable and accessible outside play ar..."</i>	25
● <i>"Suitable and accessible outside play ar..."</i>	26
● <i>"Suitable and accessible paths outside w..."</i>	27
Registration drawings	28

Table of contents

Closing Comments	29
------------------	----

Introduction

Introduction

1. Improving the physical environment of academies to enable those with disabilities to take better advantage of education, benefits, facilities and services provided
2. This Accessibility Plan has been drawn up in consultation with the Greenwood Academies Trust Board, pupils, parents, staff and Advisory Councillors of the Academy and covers the period from June 2021 –June 2024.
3. We are committed to providing a fully accessible environment which values and includes all pupils, staff, parents and visitors regardless of their education, physical, sensory, social, spiritual, emotional and cultural needs. We are committed to challenging negative attitudes about disability and accessibility and to developing a culture of awareness, tolerance and inclusion.
4. The Greenwood Academies Trust (GAT) plans, over time, to increase the accessibility of provision for all pupils, staff and visitors to all of our sites. Individual Accessibility Plans are produced for each Academy and contain relevant actions to:
 - a. Improve access to the physical environment of the Academy, adding specialist facilities as necessary. This covers improvements to the physical environment and physical aids to access education.
 - b. Increase access to the curriculum for pupils with a disability, expanding the curriculum as necessary to ensure that pupils with a disability are as equally prepared for life as are the able-bodied pupils. This covers teaching and learning and the wider curriculum of the Academy such as participation in after school clubs, leisure and cultural activities, off site visits etc. It also includes the provision of specialist aids and equipment, which may assist disabled pupils in accessing the curriculum.
 - c. Improve the delivery of written information to pupils, staff, parents and visitors with disabilities. This will include hand-outs, timetables, textbooks and information about the Academy and its events. The information will be made available in various preferred formats within a reasonable time frame.
5. Attached are Action Plans, relating to these key aspects of accessibility. The plans will be reviewed and adjusted on an annual basis. New Action Plans will be produced every three (3) years.
6. We acknowledge that there is a need for on-going awareness raising and training for staff, Trustees and Advisory Councillors in the matter of disability discrimination and the need to inform attitudes on this matter.

7. The Accessibility Plan should be read in conjunction with the relevant sections of following documents:

- a. SEN and Disability Policy
- b. Admissions Policy
- c. Pupil Behaviour and Exclusions Policy
- d. Every Child Matters
- e. Organisation of Pupil Learning
- f. Education Brief
- g. Academy Improvement Plans
- h. Academy Brochures
- i. Asset Management Plan

8. The Action Plan for physical accessibility relates to the Access Audit of the Academy, which is undertaken regularly by the Health and Safety Team. It may not be feasible to undertake some of the works during the life of this first Accessibility Plan and therefore some items will roll forward into subsequent plans. The audit will be reviewed prior to the end of each three-year plan period in order to inform the development of the new Plan for the following period.

9. As curriculum policies are reviewed, a section relating to access will be added to that on Equality and Diversity. The terms of reference for the GAT Finance and General Purposes (F&GP) and Advisory Council committees will contain an item on 'having regard to matters relating to Access'.

10. The Academy Brochure will make reference to this Accessibility Plan.

11. The Academy's Complaints Procedure covers the Accessibility Plan.

12. Information about our Accessibility Plan will be published in each Academy's Annual Report to Parents (statutory).

13. The Plan will be monitored through the Academy Advisory Council. Each Council will produce a termly report on progress against the plan for the GAT F&GP.

14. The Academy will work in partnership with all stakeholders in developing and implementing this plan.

15. The Plan will be monitored by Ofsted as part of their inspection cycle

Resources

Building Bulletin 102: Designing for disabled children and children with special educational needs.

Building Bulletin 103: Area guidelines for Mainstream Schools

Approved Document M + K

Gov.Uk Fire Safety Risk Assessment- Escape for Disabled People

LABC Building Regulations in Practice - Accessible Toilets by David Spooner

Building Details

Sunnyside Primary Academy Reynard Way Northampton NN2 8QS	No. of Buildings: 1 No. of Floors: 1 No. of Pupils: 381 No. of Employees: 42
---	---

Mobility Impairment - Requirements

Circulation routes

There is level access from the front and rear of the building.

Car park surface is even with no holes and designated accessible parking spaces.

Joints between surfaces and pavers are not more than 5mm wide.

Inspection chamber covers and service inspection chambers are flush with the surface.

Designated disabled parking spaces are available with drop kerbs and level access to pedestrian walkway.

Communication box at entry to the school grounds is no more than 400mm from ground level

Pedestrian gates or entrances onto the grounds have a min clear opening width of 850mm

Disabled parking space dimensions 4800mm x 2400mm additional hatched extending 1200mm along either side and rear

All disabled parking spaces shall be adequately signed

Ramps have;

- o A clear width of 900mm
- o A top and bottom landing
- o An intermediate landing provided between flights and at any change of direction
- o Landings are a minimum of 1200mm long, clear of the swing of any door or gate
- o Kerb/edging min100mm high
- o Handrails set at 900-1000mm height

Communal entrance and reception areas

Doors have a minimum width of 775mm

Threshold is accessible (does not impede wheelchair access)

Means to open the door or doors are automatic

Emergency exit (green button) fitted to the inside

Reception lobby is wide enough to accommodate a wheelchair and companion with a clear manoeuvring space of 1200mm deep x 1800mm wide, if there is a knee recess at least 500mm deep and 1400mm deep and 2200mm wide, if there is no recess.

Any reception desk or counter is designed to accommodate both standing and seated visitors such that at least one section of the counter is at least 1500mm wide with its surface no higher than 760mm and a knee recess, not less than 700mm, above floor level.

Dining areas

Access to and from the dining area is suitable width for those with mobility impairment to move around. Furniture is suitable for use for those in a wheelchair and allows interaction between all pupils and staff whilst dining

Classrooms

Classrooms with a final exit have a wide door with a ramp for ease of exit in an emergency. Emergency escape from the classroom; ramped egress from final exit

Accessible W/Cs

Sufficient accessible toilets for the site. All fixtures and fittings are set at a height suitable for the age range of the intended users

Sufficient manoeuvring space outside the door to the WC

Flush lever is on the open side. A user should be able to flush using a hand, an elbow, or any other part of the body. Some people do it with their chin. If it is not on the open side, it will be impossible to reach from a wheelchair.

Single lever thermostatically controlled tap is located on the corner of the washbasin closest to the toilet.

All facilities e.g. paper towels, soap, toilet paper shall be accessible whilst sitting on the toilet.

The ceiling pull switch is located so that it can be operated from the toilet and from an adjacent floor area, the switch has two G pulls, one set at a height between 800 - 1000mm and the other set 100mm above floor level.

Accessible toilets in primary schools must be age appropriate. The requirements are detailed below:

- **KS1 (early years – 7)**

- o WC with seat height between 300-350mm.
- o Grab rail height to 100-150mm above the seat height and 300-400mm from the centre of the seat,
- o Basin fixed at 500-550mm above floor level.
- o All vertical grab rails at 800mm centres above floor (assuming 600mm grab rail) and at 350-400 centres from the basin.

- **KS2 (7-11y) and secondary**

- o WC with seat height between 420-430mm.
- o Grab rail height to 100-150mm above the seat height and 400-500mm from the centre of the seat
- o Basin fixed at 650-700mm above floor level.
- o All vertical grab rails at 950mm centres above floor (assuming 600mm grab rail) and at 450-500 centres from the basin.

In multi storey buildings there should be an accessible WC on each floor with a travel distance to the nearest such WC being no greater than 25mtrs.

Hygiene room

A specialist hygiene room should be available with a fixed/mobile hoist and space for assistants to change a pupil.

In a primary school this should contain a changing bed and accessible WC unless this is included in an adjacent accessible toilet (9m²).

Visual Impairment

Lighting and contrast

Lighting is suitable and sufficient

Light sources do not create unnecessary shadows (shadows can create optical illusions)

Glare is avoided from shiny or glossy surfaces

Light levels through different rooms and levels are equal

Walls, floors and doorways have sufficient contrast with a difference in light reflectance value (LRV) of >30.

Colour scheme is simple and the number of colours used is limited

Manifestations on glass doors and windows were necessary e.g. full length wider than 400mm

Door frame contrasts against walls and door furniture contrasts with doors.

Sockets and switches contrast to walls.

Signage using braille in raised format is in use.

Circulation routes

A visually impaired person using a long cane or with an assistance dog needs a walkway measuring at least 1100mm.

A visually impaired person who is being guided needs a width of at least 1200mm.

There is unobstructed height above pedestrian walkways of at least 2300mm (2100mm where a sign is suspended).

Contrasting nosings (with a difference in Light Reflectance Value (LRV)) between the nosing and the body of the step of at least 30) are provided on each step's tread and riser, to help visually impaired people identify the location of the steps, these should be 55mm wide across the whole width on both the

tread and riser. Hatched tape must not be used. Depending on the background a white, black or yellow nosing will usually be appropriate.

A tactile warning surface is incorporated at the top and bottom of external flight of stairs. These textured surfaces are used by the visually impaired to detect when there may be change in level or where pedestrian and vehicular routes may cross.

Handrails are easily distinguishable from the background through the use of good visual contrast and have features to prevent guide dogs from walking under the rails, but with sufficient openings between vertical members to ensure that children and wheelchair users can see, and be seen, through the railings. Handrails should be of a material that is not cold to the touch when temperatures are low.

Unobstructed height above a pedestrian way is also important, especially for visually impaired people.

This should be a minimum of 2300mm. Where a sign is suspended over a walkway a minimum clearance of 2100mm is acceptable. Where trees overhang a walkway it is advisable to cut them back

to at least 3000mm clear height to allow room for regrowth.

NB people with a visual impairment often lose the ability to distinguish between colours; therefore contrast is important. Contrast can be assessed by taking a photograph of the area e.g. flight of stairs,

accessible WC and printing the photo in monotone. If the edge of the steps, railings fittings etc. can be

clearly distinguished there is sufficient contrast.

Communal lifts

Tactile indication, to identify each storey, is provided on the landing and adjacent to the call button.

Tactile indication to confirm the floor selection is provided on, or adjacent to, the lift buttons within the car.

A raised button within the car indicates the ground floor.

Where the lift serves more than three storeys, it provides visual and audible indicators to identify the floor reached.

Hearing Impairment

Visual alarms such as beacons are mounted at a minimum height of 2.1m from floor level, in a position that is likely to attract attention.

Visual alarms (beacons) are in use in where those with hearing impairment might be alone, such as accessible toilets, where the background noise might exceed 90 dB(A) or where hearing protection is likely to be used for example in music rooms and D&T rooms. For accessible toilets, the alarm must be easily visible by somebody seated on the toilet.

Hearing loops are in place at reception areas with portable hearing loops available to hearing impaired people when required throughout the site. This must be indicated with signage.

	Pass	Action Required - 1 Month	Action Required - 6 Months	Action Required - Immediate
Carpark/Approach	1	0	0	0
Entrances/Reception	2	0	0	0
Accessible Toilets/Hygiene Rooms	2	0	0	1
Hallways/Corridors	2	0	0	0
Stairs/Steps/Ramps/Lifts	0	0	0	0
Classrooms/Communal areas	1	0	0	0
External areas/Playgrounds	5	0	0	0

	Pass	Action Required - 1 Month	Action Required - 6 Months	Action Required - Immediate
Specific arrangements	0	0	0	0
Mobility Impairment	0	0	0	0
Visual Impairment	0	0	0	0
Hearing Impairment	0	0	0	0
Sensory Impairment	0	0	0	0

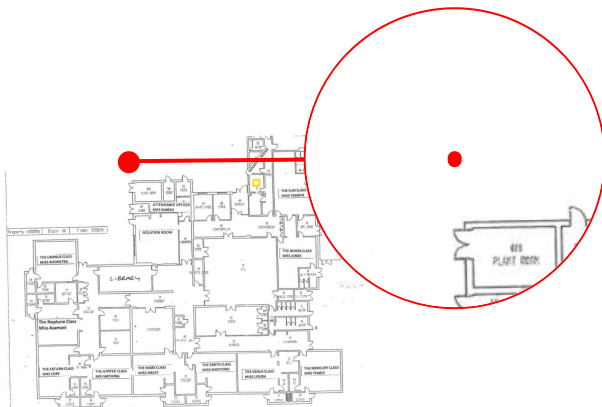
	Pass	Action Required - 1 Month	Action Required - 6 Months	Action Required - Immediate
Curriculum Access	0	0	0	0
Mobility Impairment	0	0	0	0
Visual Impairment	0	0	0	0
Hearing Impairment	0	0	0	0
Sensory Impairment	0	0	0	0
Room Size/ Requirements	0	0	0	0

	Pass	Action Required - 1 Month	Action Required - 6 Months	Action Required - Immediate
Document Check	0	0	0	0

Carpark/Approach

PASS

Sufficient accessible parking spaces



Registration drawing

sunnyside map

Inspector

Sarah Ogburn

Registration time

Feb 2025, 9:44:21

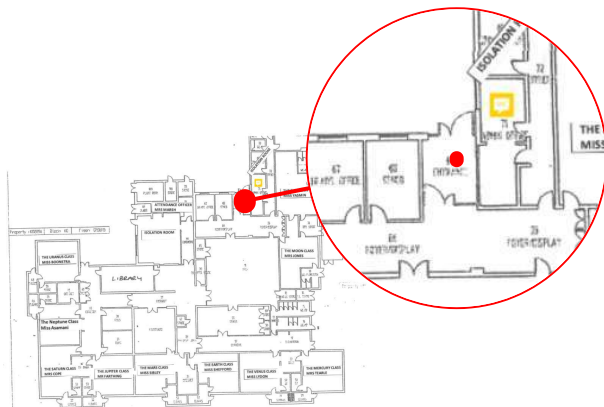
Reference ID

0906

Entrances/Reception

PASS

Hearing loop advertised



Registration drawing

sunnyside map

Inspector

Sarah Ogburn

Registration time

Feb 2025, 9:44:21

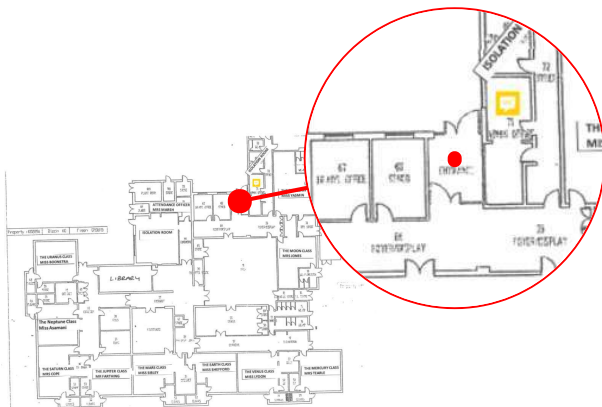
Reference ID

2314

Entrances/Reception

PASS

Hearing loop in situ



Registration drawing

sunnyside map

Inspector

Sarah Ogburn

Registration time

Feb 2025, 9:44:21

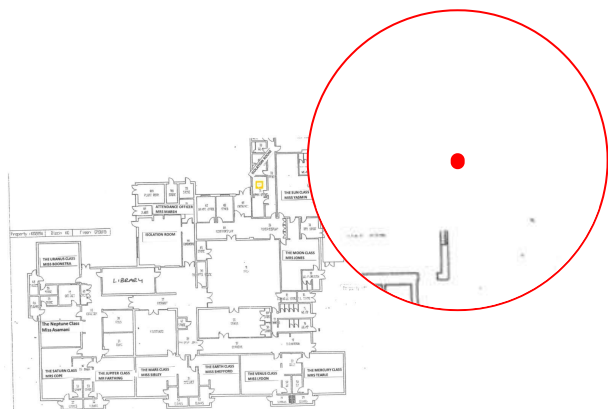

Reference ID

1786

Accessible Toilets/Hygiene Rooms

PASS

Accessible toilet in year 6 building. As and when required the extra storage should be cleared to make this accessible for wheelchair users.



Registration drawing

Inspector

Registration time

Reference ID

sunnyside map

Sarah Ogburn

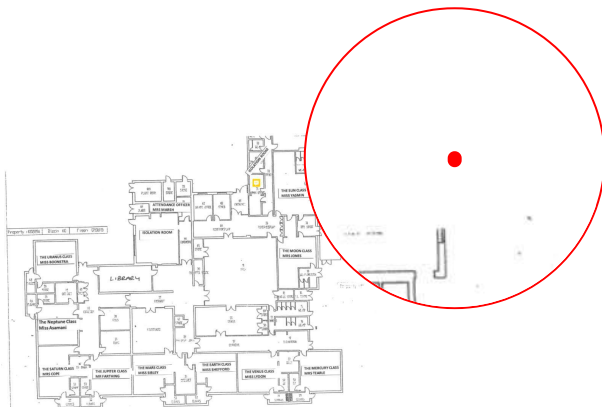
Jan 2025, 14:23:20

0004

Accessible Toilets/Hygiene Rooms

PASS

Suitable accessible toilet in year 6 building



Registration drawing

Inspector

Registration time

Reference ID

sunnyside map

Sarah Ogburn

Jan 2025, 14:23:12

0056

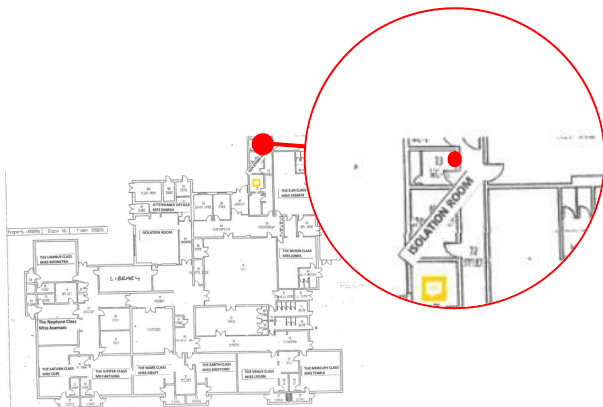
Accessible Toilets/Hygiene Rooms

ACTION REQUIRED - IMMEDIATE

Emergency communication pull is not accessible.

Emergency communication pull should be within reach of the toilet, with a red triangle positioned at 100mm, and between 800mm - 1000mm from the floor.

I ensure that this was made accessible when I was on site - please ensure staff are aware.



Registration drawing

sunnyside map

Inspector

Sarah Ogburn

Registration time

Jan 2025, 14:15:40

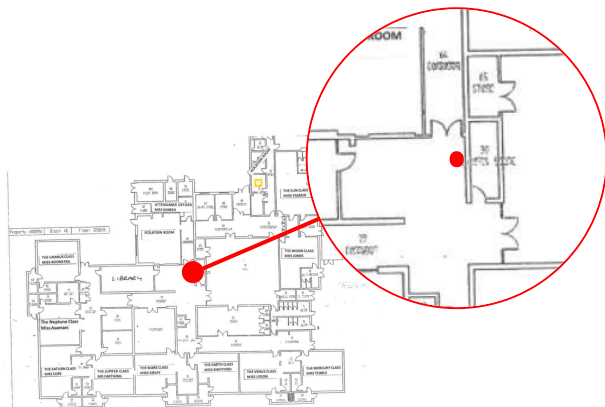
Reference ID

0388

Hallways/Corridors

PASS

Significant contrast between walls and floors and doors and door furniture of at least 30 LRV for any visual impaired users.



Registration drawing

Inspector

Registration time

Reference ID

sunnyside map

Sarah Ogburn

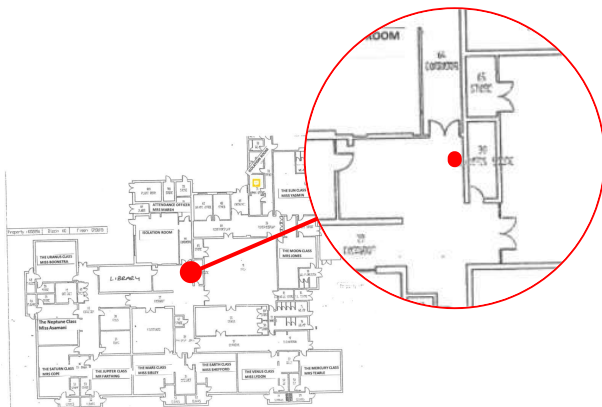
Feb 2025, 9:44:37

2968

Hallways/Corridors

PASS

Significant contrast between walls and floors and doors and door furniture of at least 30 LRV for any visual impaired users.



Registration drawing

sunnyside map

Inspector

Sarah Ogburn

Registration time

Feb 2025, 9:44:37

Reference ID

7726

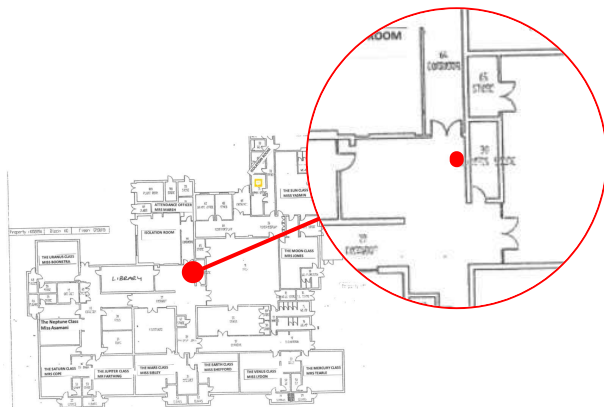
250116 Accessibility SPA

Feb 2025 • SPA - Sunnyside Primary Academy

Classrooms/Communal areas

PASS

Significant contrast between seats and floors of at least 30 LRV for any visual impaired users.



Registration drawing

sunnyside map

Inspector

Sarah Ogburn

Registration time

Feb 2025, 9:44:37

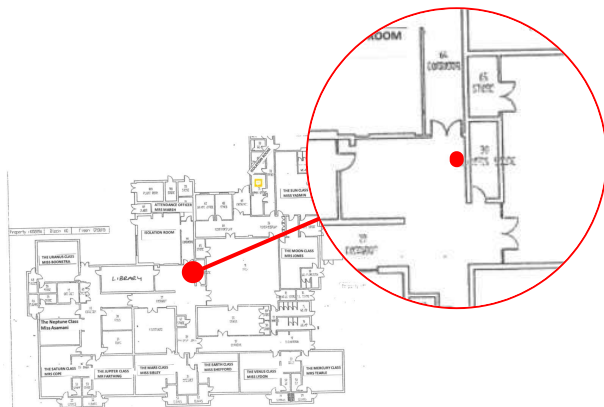
Reference ID

2620

External areas/Playgrounds

PASS

As and when required contrast required for play equipment.



Registration drawing

Inspector

Registration time

Reference ID

sunnyside map

Sarah Ogburn

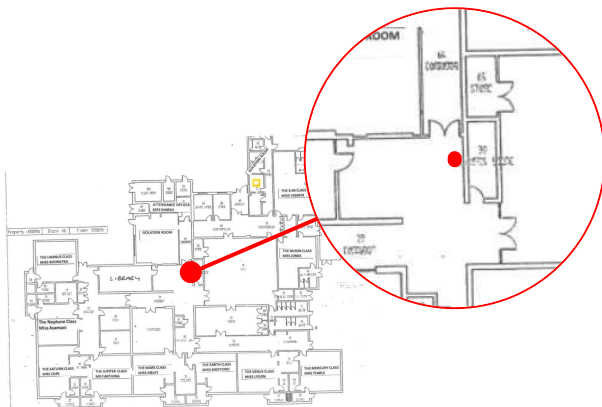
Feb 2025, 10:07:49

4055

External areas/Playgrounds

PASS

Suitable and accessible pathways around the external play areas.



Registration drawing

Inspector

Registration time

Reference ID

sunnyside map

Sarah Ogburn

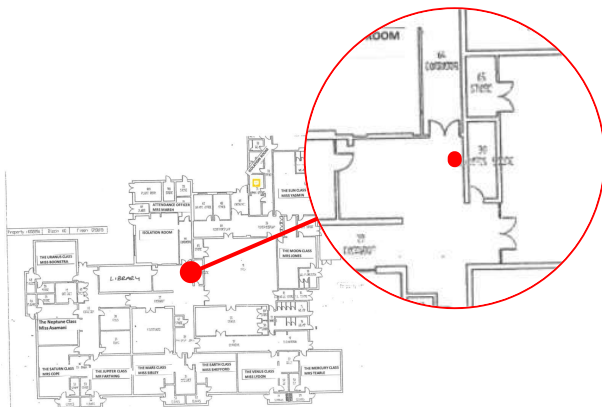
Feb 2025, 10:07:48

9234

External areas/Playgrounds

PASS

Suitable and accessible outside play areas



Registration drawing

Inspector

Registration time

Reference ID

sunnyside map

Sarah Ogburn

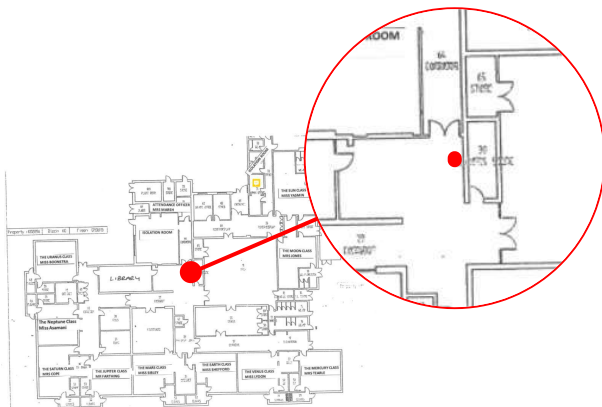
Feb 2025, 10:07:48

0091

External areas/Playgrounds

PASS

Suitable and accessible outside play areas



Registration drawing

Inspector

Registration time

Reference ID

sunnyside map

Sarah Ogburn

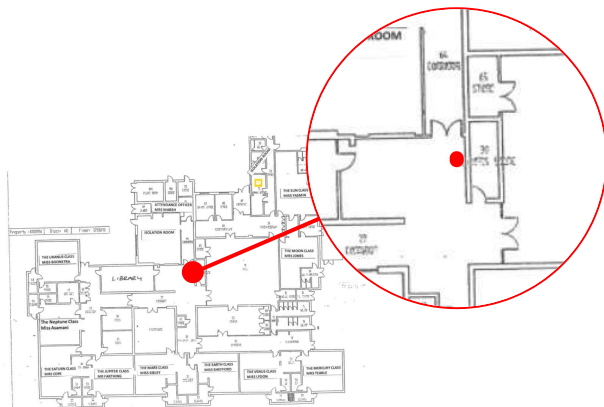
Feb 2025, 10:07:48

8516

External areas/Playgrounds

PASS

Suitable and accessible paths outside with tactile markings in the vicinity of opening windows which are within head height.



Registration drawing

Inspector

Registration time

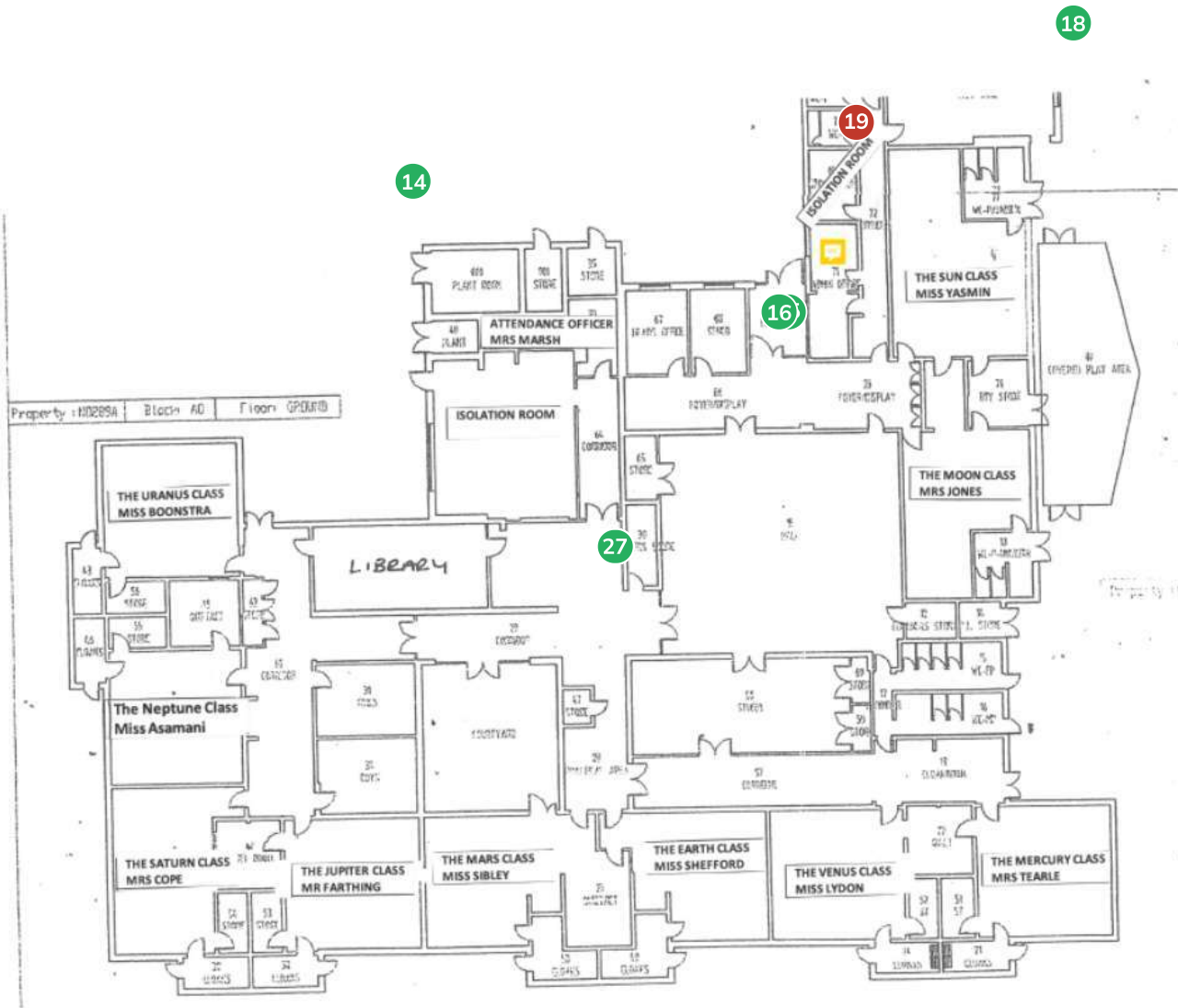
Reference ID

sunnyside map

Sarah Ogburn

Feb 2025, 9:44:21


1460



sunnyside map

- | | | |
|---------------------------------------|---------------------------------------|---------------------------------|
| 14 ● Carpark/Approach | 19 ● Accessible Toilets/Hygiene Rooms | 24 ● External areas/Playgrounds |
| 15 ● Entrances/Reception | 20 ● Hallways/Corridors | 25 ● External areas/Playgrounds |
| 16 ● Entrances/Reception | 21 ● Hallways/Corridors | 26 ● External areas/Playgrounds |
| 17 ● Accessible Toilets/Hygiene Rooms | 22 ● Classrooms/Communal areas | 27 ● External areas/Playgrounds |
| 18 ● Accessible Toilets/Hygiene Rooms | 23 ● External areas/Playgrounds | |

Closing Comments

Name Of Inspector(s) Sarah Ogburn	 <hr/> <p>Signature</p> <p>Feb 2025, 12:11:47</p> <hr/> <p>Time</p>
Date of Inspection: 16.01.25	Date of Review: 16.1.25