


# Kinetic Letters®

## Capitals – Straight line group



Down-bump.

-pen off-

Push a top line across.

-pen off-

Push a line (along the ground).


*Practise the letter on the lines below, starting alongside the tree.*

Three sets of handwriting practice lines. Each set consists of a top line, a middle line, and a bottom line. On the left side of each set, there is a small tree trunk with a smiling face at the top, intended as a starting point for writing the letter 'I'.

The full set of letter cards is available as a pack of playing cards.  
Details and downloadable instructions for games on [www.kineticletters.com](http://www.kineticletters.com).  
This sheet may be copied by the School for the sole purpose of sending to parents/guardians/carers of pupils in the School.

© Kinetic Letters 2016

## Capitals – Straight line group



Down-bump.

Push a line (along the ground).


-pen off-

Push a top line across.

-pen off-

Push a middle line across.

*Practise the letter on the lines below, starting alongside the tree.*




The full set of letter cards is available as a pack of playing cards.

Details and downloadable instructions for games on [www.kineticletters.com](http://www.kineticletters.com).

This sheet may be copied by the School for the sole purpose of sending to parents/guardians/carers of pupils in the School.

## Capitals – Straight line group



Down-bump.  
Push a line (along the ground).

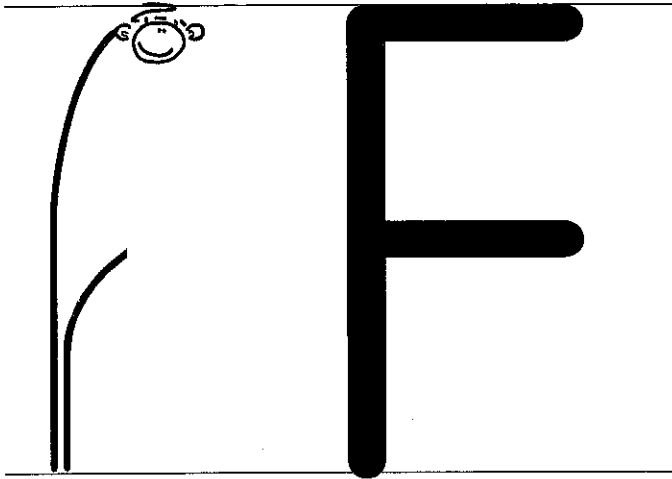
*Practise the letter on the lines below, starting alongside the tree.*

Three sets of horizontal lines for practicing the letter 'L'. Each set begins with a small cartoon tree on the left side, positioned between the top and middle lines. The first set is the tallest, the second is medium height, and the third is the shortest, all spanning from the top line to the bottom line.

The full set of letter cards is available as a pack of playing cards.  
Details and downloadable instructions for games on [www.kineticletters.com](http://www.kineticletters.com).  
This sheet may be copied by the School for the sole purpose of sending to parents/guardians/carers of pupils in the School.

# Kinetic Letters®

## Capitals – Straight line group



Down-bump.

-pen off-

Push a top line across.

-pen off-

Push a middle line across.

*Practise the letter on the lines below, starting alongside the tree.*

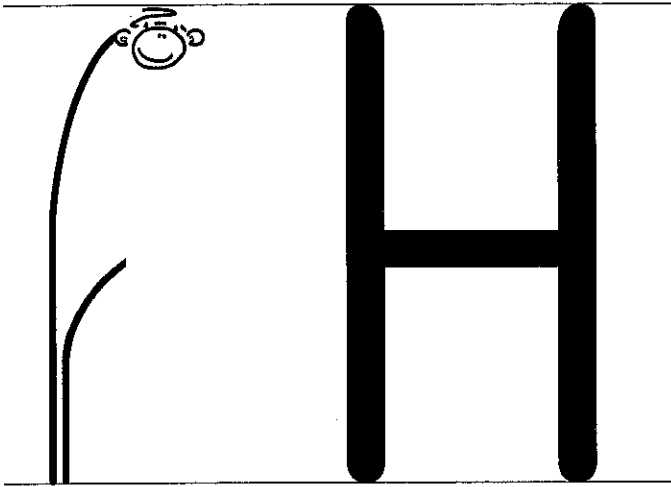
Three sets of handwriting practice lines. Each set consists of three horizontal lines. On the left side of each set is a small cartoon tree with a smiling face at the top and two smaller faces on its branches, positioned between the top and middle lines. The first set is partially filled with a large capital letter 'F'.

The full set of letter cards is available as a pack of playing cards.  
Details and downloadable instructions for games on [www.kineticletters.com](http://www.kineticletters.com).  
This sheet may be copied by the School for the sole purpose of sending to parents/guardians/carers of pupils in the School.

© Kinetic Letters 2016

# Kinetic Letters®

## Capitals – Straight line group



Down-bump. -pen off-  
Down-bump. -pen off-  
Push a middle line across.


*Practise the letter on the lines below, starting alongside the tree.*

Three sets of handwriting lines for practicing the letter H. Each set includes a tree illustration on the left to guide the starting point and direction of the strokes.

The full set of letter cards is available as a pack of playing cards.  
Details and downloadable instructions for games on [www.kineticletters.com](http://www.kineticletters.com).  
This sheet may be copied by the School for the sole purpose of sending to parents/guardians/carers of pupils in the School.

© Kinetic Letters 2016

## Capitals – Straight line group




Down-bump.

-pen off-

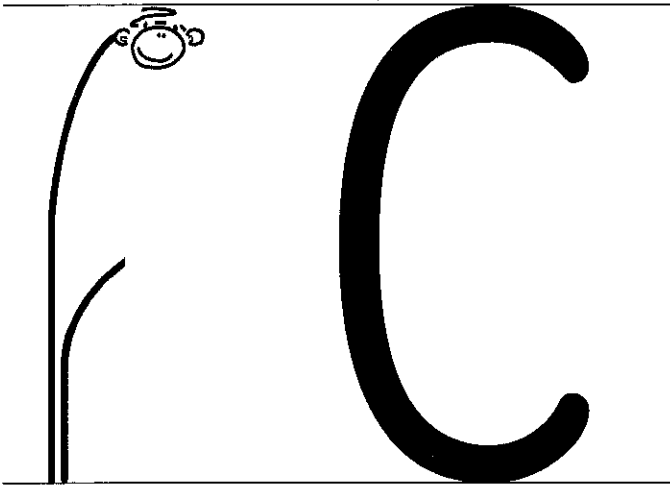
Push a top line across.

*Practise the letter on the lines below, starting alongside the tree.*




The full set of letter cards is available as a pack of playing cards.  
Details and downloadable instructions for games on [www.kineticletters.com](http://www.kineticletters.com).  
This sheet may be copied by the School for the sole purpose of sending to parents/guardians/carers of pupils in the School.

## Capitals – Curved line group




Pull around and  
Push (along the ground).

*Practise the letter on the lines below, starting alongside the tree.*




The full set of letter cards is available as a pack of playing cards.  
Details and downloadable instructions for games on [www.kineticletters.com](http://www.kineticletters.com).  
This sheet may be copied by the School for the sole purpose of sending to parents/guardians/carers of pupils in the School.

## Capitals – Curved line group



Pull around and  
Push (along the ground).  
On round and join.

*Practise the letter on the lines below, starting alongside the tree.*




The full set of letter cards is available as a pack of playing cards.  
Details and downloadable instructions for games on [www.kineticletters.com](http://www.kineticletters.com).  
This sheet may be copied by the School for the sole purpose of sending to  
parents/guardians/carers of pupils in the School.




# Kinetic Letters®

## Capitals – Curved line group



Pull around and  
Push.  
Pull back (along the ground).

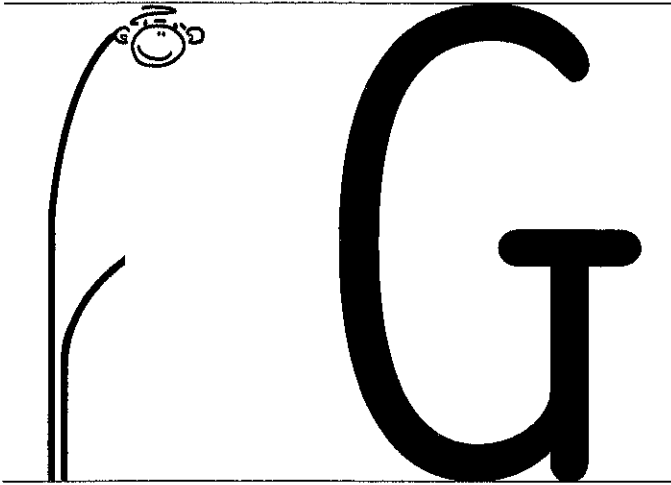
*Practise the letter on the lines below, starting alongside the tree.*



The full set of letter cards is available as a pack of playing cards.  
Details and downloadable instructions for games on [www.kineticletters.com](http://www.kineticletters.com).  
This sheet may be copied by the School for the sole purpose of sending to parents/guardians/carers of pupils in the School.

© Kinetic Letters 2016

## Capitals – Curved line group



Pull around and  
Push (along the ground).  
Up. Down-bump.  
*-pen off-*  
Push a middle line across.


*Practise the letter on the lines below, starting alongside the tree.*



The full set of letter cards is available as a pack of playing cards.  
Details and downloadable instructions for games on [www.kineticletters.com](http://www.kineticletters.com).  
This sheet may be copied by the School for the sole purpose of sending to parents/guardians/carers of pupils in the School.


# Kinetic Letters®

## Capitals – Curved line group



Pull around and  
Push (along the ground),  
On round and join.  
*-pen off-*  
Slide a little line down.

*Practise the letter on the lines below, starting alongside the tree.*



The full set of letter cards is available as a pack of playing cards.  
Details and downloadable instructions for games on [www.kineticletters.com](http://www.kineticletters.com).  
This sheet may be copied by the School for the sole purpose of sending to  
parents/guardians/carers of pupils in the School.

© Kinetic Letters 2016